
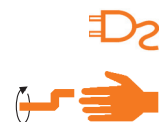


## Bevel gear



stepless  
height adjustment

3035  
3036



### Description:

Gear for stepless height adjustment for sit-sit or sit-stand work stations. The gear is adapted for both manual and motorized height adjustment.

### Special features:

The housing is made of zinc die-casting and is ball bearing on the output side. The output can be loaded on pull or on pressure.

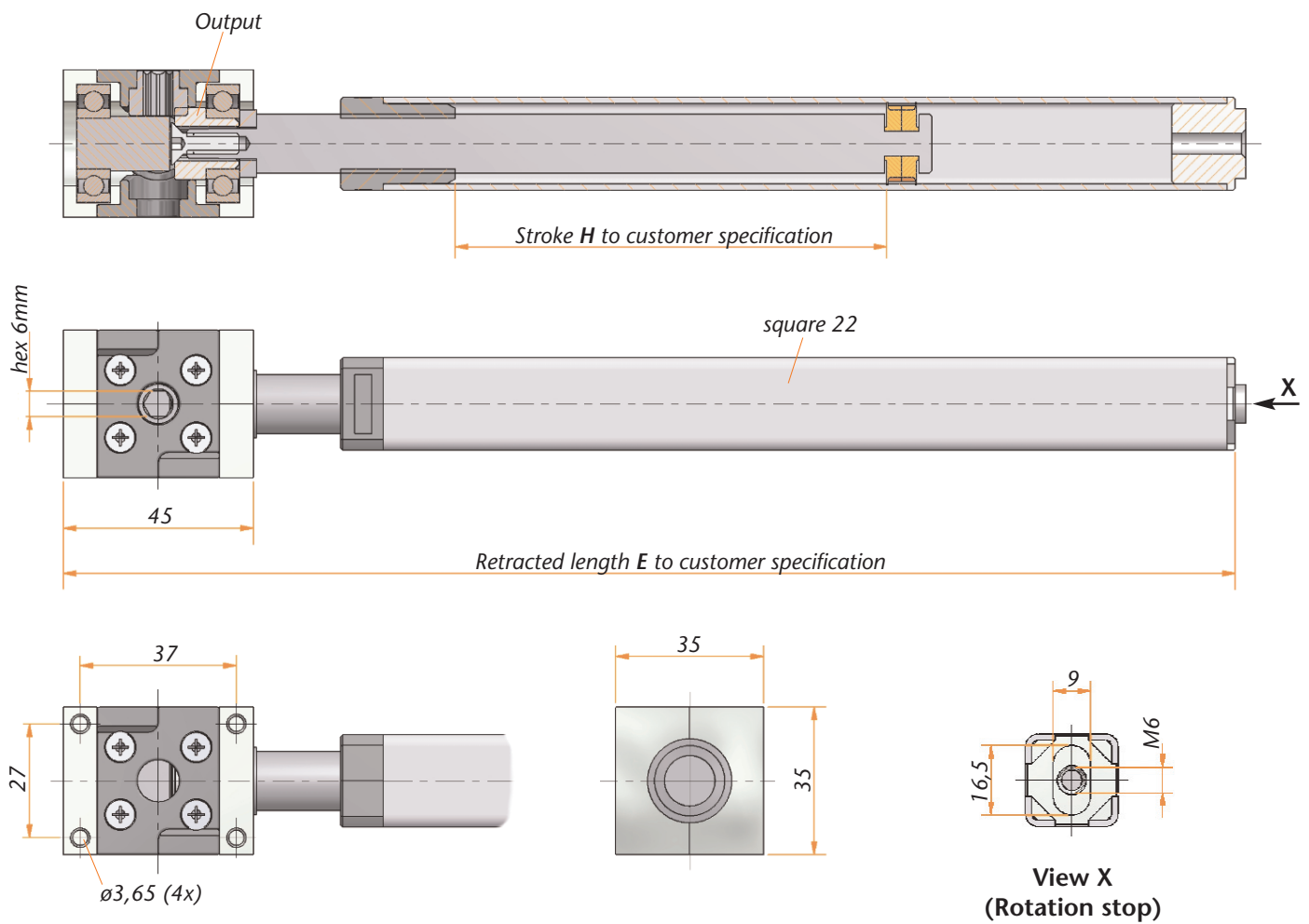
### Customer specific:

The gear can be supplied with various spindle lengths and spindle pitches.

### Caution:

Please take into account that depending on the spindle pitch, the systems could back-drive.

# Bevel gear 3035/3036



## Technical Data

Model	3035	3036
Ratio	1,5 : 1	1 : 1
Input	hex 6 mm	hex 6 mm
Type of spindle	Tr14x3 RH	Tr14x3 RH
Stroke max.	retracted length -105 mm retracted length -105 mm	
Max. lifting force	1000 N	1000 N
Max. input torque	4 Nm	4 Nm